.....5
.....6
IDM+ 6
.....11
.....13
100% 14
.....16
/ 19
.....19
.....21
.....24
.....27
.....27
.....29
.....32
.....34
.....35
.....36

“慧博资讯”专业的投资研究大数据分享平台
点击进入 http://www.hibor.com.cn

12 2018 12
13 13
14 2018 13
15 2018 14
16 25
17 30
18 31
19 32
20 34
21 35

“慧博资讯”专业的投资研究大数据分享平台
点击进入 http://www.hibor.com.cn

IDM

2018

IDM

2020 70-90 PE

29.40~37.80

2019~21 58.14/71.72/88.08

-7.3%/23.3%/22.8% 3.74/5.12/8.00 IPO

EPS 0.31/0.42/0.66 /

2020 PE 175x

52x 59x 95x 8

8

MOSFET

2020 IPO EPS 0.42

/ 70~90 PE

29.40~37.80

1 IDM

2

3

“慧博资讯”专业的投资研究大数据分享平台

点击进入 http://www.hibor.com.cn

IDM+

“慧博资讯”专业的投资研究大数据分享平台
点击进入 http://www.hibor.com.cn

2

	2019 1-6		2018		2017		2016	
	102,793.73	90.16%	241,885.78	90.14%	206,857.89	88.44%	108,118.07	81.19%
								6.41%

4 IC

AC-DC		
LED IC		

BMSIC

6

8

			2018

1 2008-2018



DiodesIncorporated

MPSInternational,Ltd

“慧博资讯”专业的投资研究大数据分享平台
点击进入 http://www.hibor.com.cn

10 2018

“慧博资讯”专业的投资研究大数据分享平台
点击进入 http://www.hibor.com.cn

13

	TCL
	TTi

200

ID

14 2018

	2018	
1		

“慧博资讯”专业的投资研究大数据分享平台
点击进入 http://www.hibor.com.cn

2



3

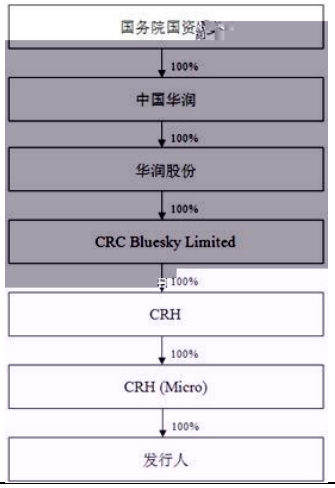

“慧博资讯”专业的投资研究大数据分享平台
点击进入 http://www.hibor.com.cn

“慧博资讯”专业的投资研究大数据分享平台
点击进入 http://www.hibor.com.cn

4

5

“慧博资讯”专业的投资研究大数据分享平台
点击进入 http://www.hibor.com.cn

12 2017

Yole IHS Gartner

13 2018

IHS Markit

1 IC

IC

GaN SiC

IC

IC

IHSMarkit 2018 IC 84.3 2016-2018

2.88%

14

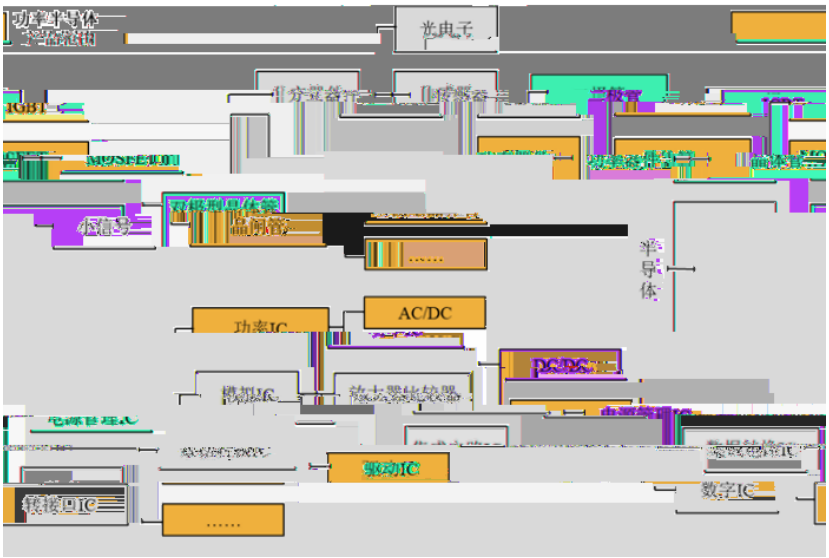

IHS

IHSMarkit

2017 23% 20% 20% 18% 18%

15 2017

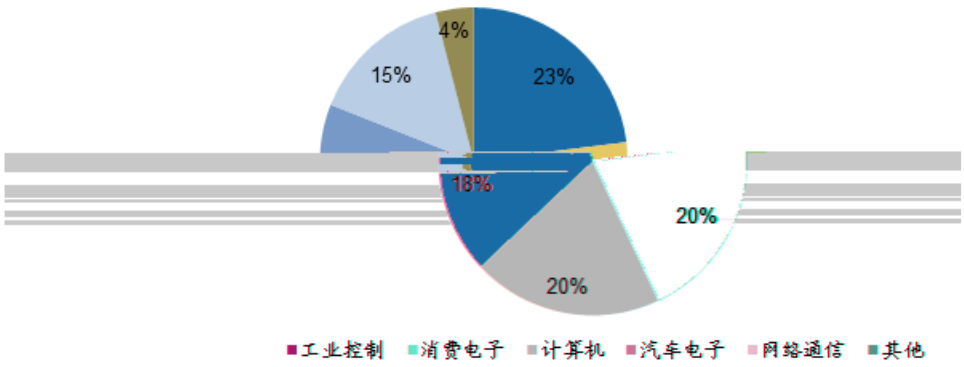

IHS Markit

“慧博资讯”专业的投资研究大数据分享平台
点击进入 http://www.hibor.com.cn

1

MOSFET

IGBT

20% 50% McKinsey&Company
704 350 2 387 55%
269
76%
IHS
2016 2023 78.86
136.3 8%

16

IHS

2

2025

18 2014-2021

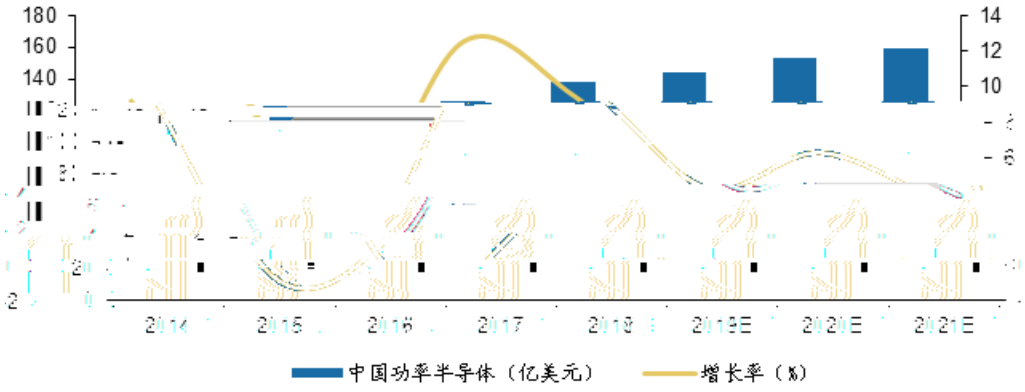

IHS

IGBT

MOSFET

SiC GaN

19

“慧博资讯”专业的投资研究大数据分享平台
点击进入 http://www.hibor.com.cn

1.1eV

1.4

SiC GaN

5G

16

	eV	K
	1.1	1221
	0.7	1678
	1.4	1511
	3.05	2826

20 SiC

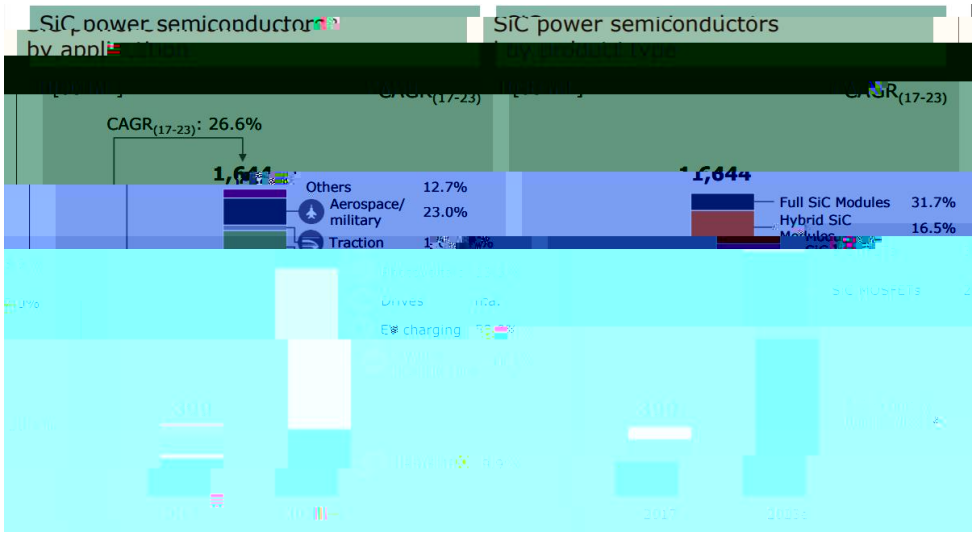

IHS

21 GaN

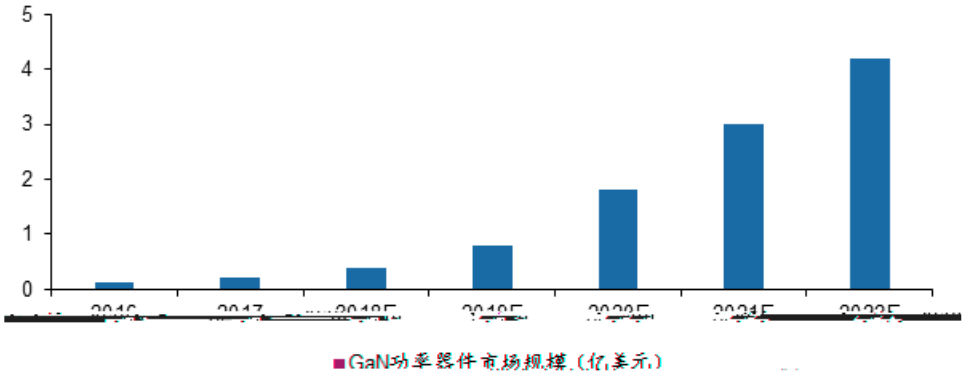

Yole

SiC GaN

5G

5G GaN

GaN

30W Apple 40%

GaN 2016

1,200 Yole 2022 GaN

4.6 79%

“慧博资讯”专业的投资研究大数据分享平台
点击进入 http://www.hibor.com.cn

MOSFET iHS

62% 27%

24 2018 MOSFET

IHS

IGBT IHS 2018 IGBT

67%

34%

600 1700V

650V 400V

2018 IHS 138
391 35% 2018
Dialog
42% 14%

26 2018

17

	/
MOSFET	MOS 1 FOM MOS , MOSFET 2 3 VDMOS 1 FOM 2 VDMOS UIS 3 EMI
IGBT	MOS 1 2 MOS FOM 3 IGBT 1 Trench-FS 2 IGBT 3

2 2019 6 30 4

8

1 1 1

1 3 1

2

18

GaN

GaN

GaN

4

2019-2021 72,555.35

60,000.00

“慧博资讯”专业的投资研究大数据分享平台
点击进入 http://www.hibor.com.cn

IDM

IC

20

	2016	2017	2018	2019E	2020E	2021E
	4,397	**5,876**	**6,271**	**5,814**	**7,172**	**8,808**
YoY		*33.6%*	*6.7%*	*-7.3%*	*23.3%*	*22.8%*
	637	**1,035**	**1,581**	**1,265**	**1,766**	**2,304**
	14.5%	*17.6%*	*25.2%*	*21.7%*	*24.6%*	*26.2%*
	3,032	**3,520**	**3,572**	**2,847**	**3,024**	**3,213**
YoY		*16.1%*	*1.5%*	*-20.3%*	*6.2%*	*6.3%*
	300	**575**	**663**	**417**	**501**	**598**
	9.9%	*16.3%*	*18.6%*	*14.6%*	*16.6%*	*18.6%*
	2,188	2,563	2,674			

2019

Q4

“慧博资讯”专业的投资研究大数据分享平台

点击进入 http://www.hibor.com.cn

2020 5G

IDM

2019/20/21 28.47/30.24/32.13

-20.3%/6.2%/6.3% 14.6%/16.6%/18.6%

2019

IDM

2016 2018

IHS Markit 2018

“慧博资讯”专业的投资研究大数据分享平台
点击进入 http://www.hibor.com.cn

12 31	2017A	2018A	2019E	2020E	2021E
	4,598	5,106	5,191	10,140	11,579

12 31	2017A	2018A	2019E	2020E	2021E

2012

2019

2014

2015

2015

2016

2018

1
2